



INNOVATION

Is What Sets Us Apart

Masport[®]

Masport®

ZONE START

Starting cord on pull-start models is conveniently positioned to eliminate the need for bending over to pull-start, **reducing the risk of back strain.**



ERGO ADJUSTABLE CAMLOCKS

Multiple handle height adjustment to **prevent back strain** and provide **easy fold down for storage.**



SINGLE POINT HEIGHT ADJUSTMENT

All Masport mowers come with a single point **one touch height adjuster** with a cut height range of 1" to 4".



SELF-PROPELLED OPTIONS

Single speed and variable speed options available with speeds that range from 2 to 4 mph and feature **deep tread rear tires.**



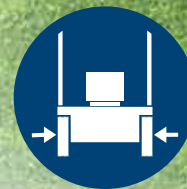
MASPORT WARRANTY

Masport stands behind its products with the longest warranty in their class offering a 4-year consumer and 180-day commercial warranty on every mower.



MASPORT MOWZONE®

With the blade coverage extending beyond the wheel width on one side, the mower can **cut closer to walls, curbs and fences.**



ADVANCED CUTTING AND MULCHING

Bar blade cutting system for **efficient cutting and mulching** that feeds clippings back into your lawn.





Briggs & Stratton easy starting engine systems available.

instartis
INSTANT STARTING TECHNOLOGY

NO PRIME - NO CHOKE
**READY
START**

Available **FEATURES**

Some features not available on all models



MASPORT SMARTCHUTE®

The Masport patented SmartChute will side discharge clippings in a "sidethrow" action as you mow to **avoid messy grass clumps**.



HANDLE LIFT SYSTEM

Handle will move forward allowing for **easier access to the catcher** and **more versatility for storage**.



WASH PORT

Hose fitting point on the housing to clean the housing while the mower engine is running **increasing the life of the deck** and **improving cutting efficiency**.



ADJUSTABLE DUAL BEARING WHEELS

Masport's ball bearing wheels make the mower **easier to push** and with a threaded axle and nut, the wheels can be adjusted if they become loose over time.



472842

Utility Push Mower, Zone Start

Deck Size	18" Steel (heavy-duty 16ga.)
Engine	Briggs & Stratton 450 Series primer engine
List Price	Call for pricing

Side Discharge


Features:

- 1-3/8" - 4" cut height range
- 7" front and 7" rear adjustable dual bearing wheels
- Comfortable upturned upper handle with OPC controls
- Reinforced lower handle for added strength
- Camlocks for quick release handle fold down
- Single point height adjuster
- Bar blade
- Zone start for comfortable starting position



472841

Utility Push Mower, Zone Start

Deck Size	21" Steel (heavy-duty 14ga.)
Engine	Briggs & Stratton 675 EXi series Ready Start™ engine 
List Price	Call for pricing

Side Discharge

Features:


- 1" - 3-3/4" cut height range
- 8" front and 8" rear adjustable dual bearing wheels
- Comfortable upturned upper handle with OPC controls
- Reinforced lower handle for added strength
- Camlocks for quick release handle fold down
- Single point height adjuster
- Bar blade
- Zone start for comfortable starting position





467704

Push Mower, Zone Start

Deck Size	18" Steel (heavy-duty 16ga.)
Engine	Briggs & Stratton 550 EXi series Ready Start™ engine 
List Price	

Masport 2'n1 - Mulch and Rear/Side Discharge

Features:

- 1-1/8" - 4-1/4" cut height range
- 7" front and 8" rear adjustable dual bearing wheels
- Comfortable upturned upper handle with OPC controls
- Two-piece lower handle folds down for ease of storage
- Camlocks for quick release handle fold down
- Single point height adjuster
- Bar blade
- Zone start for comfortable starting position




Optional Fabric Catcher
Part #767445
List: \$30.68



478946

Push Mower, Zone Start

Deck Size	21" Steel (heavy-duty 14ga.)
Engine	Briggs & Stratton 675 EXi series Ready Start™ engine 
List Price	Call for pricing

Masport 3'n1 - Catch, Mulch and Rear/Side Discharge

Features:

- 1-1/4" - 4" cut height range
- 8" front and 8" rear adjustable dual bearing wheels
- Soft Grip upper handle and OPC controls
- Reinforced lower handle for added strength
- Camlocks for quick release handle fold down
- Single point height adjuster
- Bar blade
- Zone start for comfortable starting position
- 2 bushel fabric catcher

MASPORT QUADCUT® SWING BACK BLADE

Masport's 4-blade disc cutting system features a Swing Back Blade specially designed for better catching due to increased airflow. The Masport Quadcut protects the engine crankshaft as the blade bends backwards if a foreign projectile or item is struck accidentally. This swing back blade system increases the chances of no damage occurring to the crankshaft as it is more forgiving than a fixed bar blade.


783481 - 18" Deck Swing Back Blade Assembly | List: \$43.17

773251 - 21" Deck Swing Back Blade Assembly | List: \$45.52



Self-Propelled

479904 Self-Propelled (Single Speed), Zone Start

Deck Size	21" Steel (heavy-duty 14ga.)
Engine	Briggs & Stratton 675 EXi series Ready Start™ engine 
List Price	Call for pricing

Masport 3'n1 - Catch, Mulch and Rear/Side Discharge

Features:

- 1-1/4" - 4" cut height range
- Self-propelled, single speed (2.5 mph)
- 8" front and 9" rear adjustable dual bearing wheels
- Deep tread rear tires
- Soft Grip upper handle and OPC controls
- Reinforced lower handle
- Camlocks for quick release handle fold down
- Single point height adjuster
- Bar blade
- 2 bushel fabric catcher
- Throttle control included




Adjustable Handle



Self-Propelled

479905 Self-Propelled (Variable Speed), Zone Start

Deck Size	21" Steel (heavy-duty 14ga.)
Engine	Briggs & Stratton 675 EXi series Ready Start™ engine 
List Price	Call for pricing

Masport 3'n1 - Catch, Mulch and Rear/Side Discharge

Features:

- 1-1/4" - 4" cut height range
- Self-propelled, variable speed (2.2-4.2mph)
- 8" front and 9" rear adjustable dual bearing wheels
- Deep tread rear tires
- Soft Grip upper handle and OPC controls
- Handle Lift System for easy catcher access & storage
- Reinforced lower handle
- Ergo camlocks for adjustable handle position
- Single point height adjuster
- Bar blade
- 2 bushel fabric catcher
- Throttle control included



MOWZONE™

Wider blade coverage extends beyond wheels on one side allowing for a closer cut to walls, fences and curbs.

HANDLE LIFT SYSTEM

Masport's Handle Lift System allows you to quickly and easily access the catcher (or SmartChute® system). It also reduces storage space and helps facilitate maintenance and cleaning.



To engage the Handle Lift System, simply step on the pedal and lift handle. Handle will lock once returned back to original position.



478944 Self-Propelled (Variable Speed), Zone Start

Deck Size	21" Aluminum
Engine	Briggs & Stratton 675 EXi series Ready Start™ engine 
List Price	Call for pricing

Masport 3'n1 - Catch, Mulch and Rear/Side Discharge

Features:

- 1-1/4" - 4" cut height range
- Self-propelled, variable speed (2.2-4.2mph)
- 8" front and 9" rear adjustable dual bearing wheels
- Deep tread rear tires
- Soft Grip upper handle and OPC controls
- Handle Lift System for easy catcher access & storage
- Reinforced lower handle for added strength
- Ergo camlocks for adjustable handle position
- Single point height adjuster
- Bar blade with bonus mulching blade included
- Zone start for comfortable starting position
- Washport to facilitate cleaning
- 2 bushel fabric catcher
- Throttle control included



478955 Self-Propelled (Variable Speed), Zone Start

Deck Size	21" Aluminum
Engine	Briggs & Stratton 190cc OHV 850 Series Ready Start™ IC engine 
List Price	

Masport 3'n1 - Catch, Mulch and Rear/Side Discharge

Features:

- 1-1/4" - 4" cut height
- Self-propelled, variable speed (2.2-4.2 mph)
- 8" front and 9" rear adjustable dual bearing wheels
- Deep tread rear tires
- Soft Grip upper handle and OPC controls
- Handle Lift System for easy catcher access & storage
- Reinforced lower handle for added strength
- Ergo camlocks for adjustable handle position
- Single point height adjuster
- Bar blade with bonus mulching blade included
- Zone start for comfortable starting position
- Washport to facilitate cleaning
- 2 bushel fabric catcher
- Throttle control included
- Semi-commercial cone clutch gearbox

SMARTCHUTE®

The Smartchute® will side discharge clippings in a "sidethrow" action so you can mow without the catcher and avoid messy grass clumps.



464980

Self-Propelled (Variable Speed), Instart

Deck Size	21" Aluminum
Engine	Briggs & Stratton 725iS In-Start engine <i>instart<i>IS</i></i>
List Price	

Masport 3'n1 - Catch, Mulch and Rear/Side Discharge

Features:

- Lithium-ion battery (charger included) - output: 12.45V, 2A
- 1-1/4" - 3-3/4" cut height
- Self-propelled, variable speed (2.2-4.2mph)
- Ergo Adjustable Camlocks
- 8" front and 9" rear adjustable dual bearing wheels
- Deep tread rear tires
- Handle Lift System for easy catcher access & storage
- Reinforced lower handle
- Single point height adjuster
- Bar blade with bonus mulching blade included
- Washport to facilitate cleaning
- 2 bushel fabric catcher
- Throttle control included

Masport[®] Gasoline Edger

550913

Engine	Briggs & Stratton 127cc OHV 550 Series engine
List Price	

Features:

- 9.5" bar blade
- 3/4" above ground to 2-3/8" below ground cutting range
- 6" front and 8" rear wheels with ball bearings
- Ten position height control and large cutting range allows for different height settings for a variety of purposes
- Height control system adjustable from operating position
- OPC controls for added safety that contains "lockout" feature to prevent accidental operation
- Fold down handles are designed for convenient storage



Masport CONTRACTOR SERIES



Self-Propelled

464961

Self-Propelled (Variable Speed), Zone Start

Deck Size	21" Heavy-Duty 14 ga. Steel
Engine	Briggs & Stratton 190cc OHV 850 Series Ready Start™ IC engine <small>NO PULL - NO CHOKES READY START</small>
List Price	\$823.99

Masport 3'n1 - Catch, Mulch and Rear/Side Discharge

Features:

- Self-propelled
- 1-1/8" - 4-3/4" cut height range
- GT MG512 3-speed commercial transmission
- Bar blade
- Precision bearings
- Heavy-duty bolt in axles
- Heavy-duty connecting rod
- Precise gear mounting
- Advance labyrinth seal
- Robust handles
- Steel reinforcing plates
- Heavy-duty controls and cables
- Handle height adjustment
- Zone start
- State-of-the-art drive system
- Bumpers
- Height lever guard
- Comfort grip
- Steel rear discharge chute
- Mulch plug
- 2.3 bushel catcher bag
- Professional aluminum diecast wheels with heavy-duty rubber tire
- Throttle control



Self-Propelled

464962

Self-Propelled (Variable speed), Zone Start

Deck Size	21" Heavy-Duty 14 ga. Steel
Engine	Honda 160cc GXV160 engine
List Price	\$1,029.99

Masport 3'n1 - Catch, Mulch and Rear/Side Discharge

Features:

- Self-propelled
- 1-1/8" - 4-3/4" cut height range
- GT MG512 3-speed commercial transmission
- Bar blade
- Precision bearings
- Heavy-duty bolt in axles
- Heavy-duty connecting rod
- Precise gear mounting
- Advance labyrinth seal
- Robust handles
- Steel reinforcing plates
- Heavy-duty controls and cables
- Handle height adjustment
- Zone start
- State-of-the-art drive system
- Bumpers
- Height lever guard
- Comfort grip
- Steel rear discharge chute
- Mulch plug
- 2.3 bushel catcher bag
- Professional aluminum diecast wheels with heavy-duty rubber tire
- Throttle control

MASPORT CONTRACTOR SERIES

Designed for a heavy-duty workload or commercial use the contractor series is equipped with heavy-duty components including reinforced handle system, control cables, professional wheels, axle system and bumper housing protection.

CONTRACTOR SERIES FEATURES

HANDLE SYSTEM

The heavy-duty handle system maintains a very strong connection to the deck of the mower as well as allowing an adjustable handle position.

GEARBOX

GT MG512 commercial cone clutch three speed gearbox.
1st - 2.3mph
2nd - 3.2mph
3rd - 4.1mph

CATCHER DESIGN

Double-lined fabric catcher with cover holds 2.3 bushels. The fabric aids in airflow maintaining catcher performance combined with the cover design which reduces dust updraft for the operator.

HEIGHT ADJUSTMENT

A robust height lever controls the cutting height of the mower. The lever fits precisely and easily into any of the 11 height adjustments on the steel quadrant mounted to the chassis.

ROBUST AXLE SYSTEM

Masport has designed a robust axle system made to withstand heavy usage.

ADDITIONAL COMPONENTS

- Heavy-duty knobs
- Heavier control cables (1/16")

REAR DISCHARGE CHUTE

Mower can be used effectively without a catcher or mulching plug. It is designed to work with Masport's unique 'high-arch' housing and blade systems which generate great airflow. The grass is spread across the full width of the chute and directed downward.

ENGINE OPTIONS

Briggs & Stratton OHV Series 850EX 190cc ReadyStart™ IC engine or Honda GXV160 160cc engine (as shown)

HONDA 

PROFESSIONAL WHEELS

Aluminum diecast wheels with a heavy-duty rubber tire.

BUMPER PROTECTION

Integrated design to protect the mower during frequent, heavy-duty workload.



INNOVATION
Is What Sets Us Apart

Masport®

Proudly designed and engineered in New Zealand
and sold all around the world.

Learn More at www.masport.com



Masport products are covered by the following:

Patents: 330634, 722518, 570911, 200980133144.1, 2009286194, 09810280.9, 13/061268, 589942/590235, 605098, 605114, 13/515,556, 13/718323, 11827796.1, 12163566.8, 2011342829, 201180067436.7.

Design Registrations: 304805, 405399, 407916, 314267, 000660071-0004, 407917, 314266, 000660071-0005, 411355, 324991, 001100382-0001, 411354, 324984, 001100382-0002, 417631, 349762, 201330438821.X, 418171, 355781, 201412519, 201430097507.4, 158379, 405400, 407914, 313974, 000660071-0002, 407915, 314144, 000660071-0003, 407913, 313973, 000660071-0001, 411353, 325553, 001100382-0003, 414788, 339495, 001297451-0001, 414789, 339496, 001297451-0002, 414790, 339497, 001297451-0003, 414791, 339498, 001297451-0004, 414792, 339499, 001297451-0005, 001364855-0001, 001365761-0002, 001365761-0001.

Masport mowers are tested and approved to meet CPSC blade safety requirements and ANSI B71.1-2003 by SGS USA



Distributed by:



We Deliver More.
PowerDistributors.com

PD-12.20.2018-v.1